

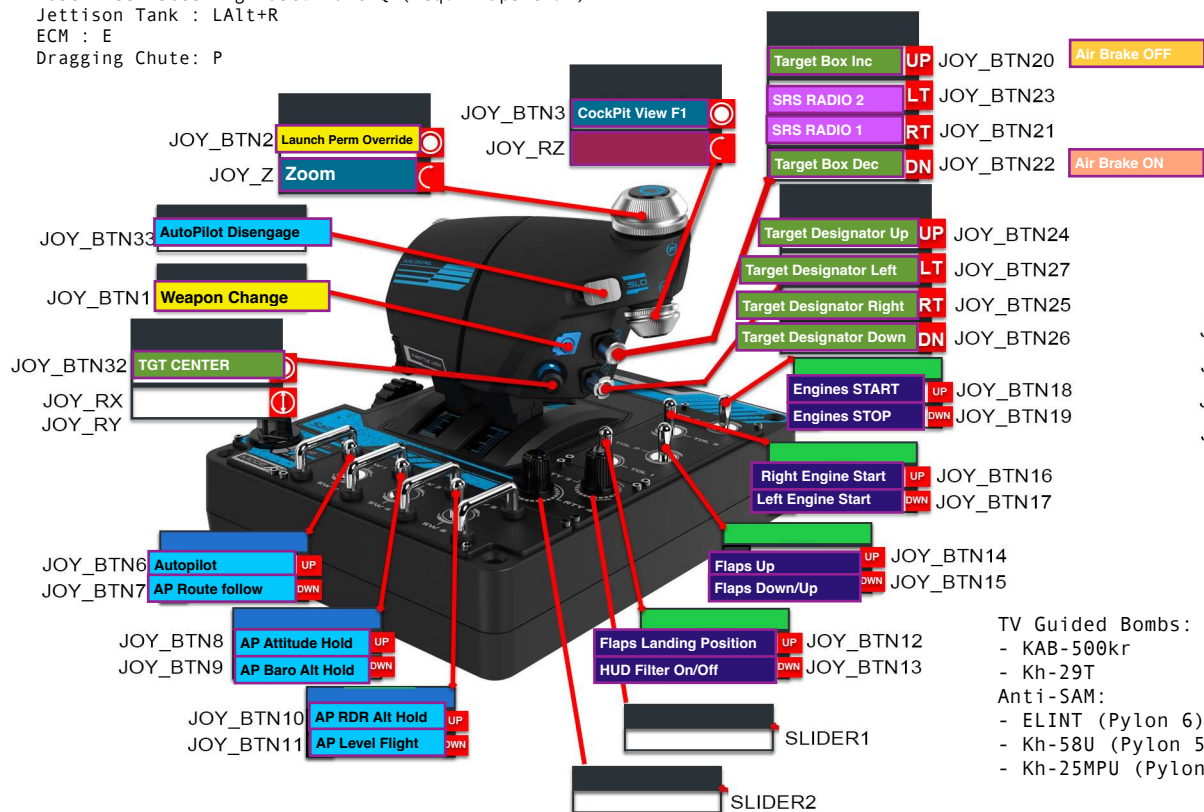
# SU-25 / 25T

by DEFI

Show Frame Rates: RCtrl+Pause  
Show More Details: hit RCtrl+Pause again  
Info Bar: LCtrl + Y  
ScreenShot : LAlt+Scroll or Alt-F1 (Nvidia)

Nose Wheel steering fast: Lalt+Q (req. Flaps UP/F)  
Jettison Tank : LAlt+R  
ECM : E  
Dragging Chute: P

ELINT On/Off: I  
Electric Optical On/Off SHKVAL ON: 0  
IR Jamming: LShift+E  
Laser Ranger: RShift+O  
ECM (MPS 410) Radar Jamming: E

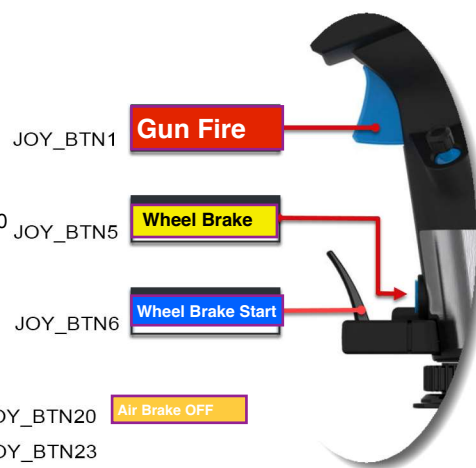


Note: Axis Inverted for Throttle and put to Slide  
Engine doesn't start if Throttle is not on Zero.

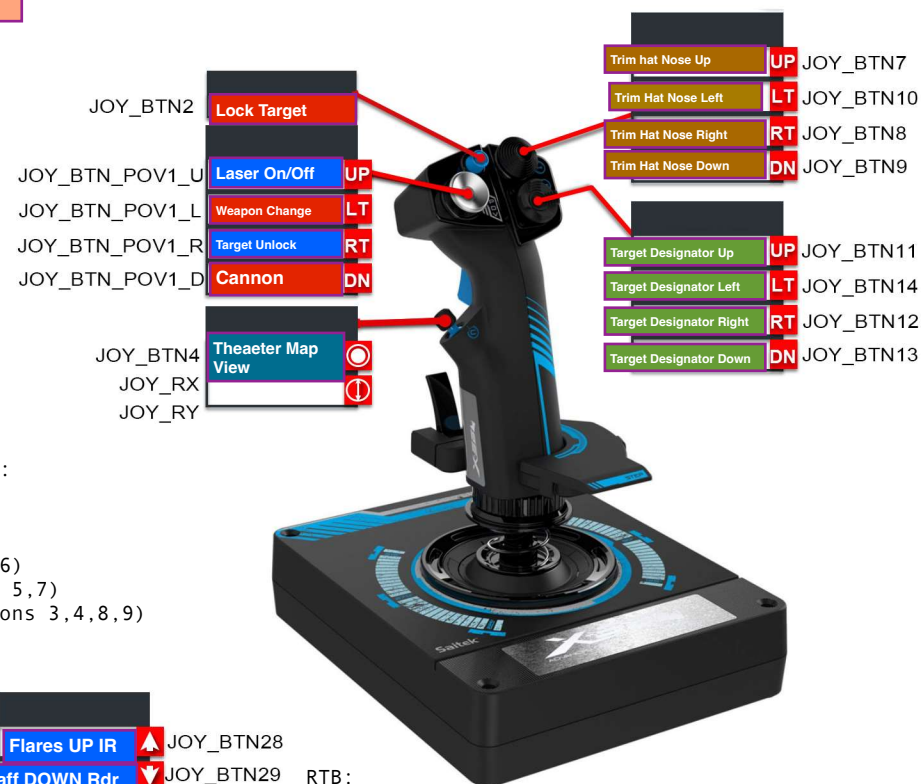
Bombing:

A/G Master Mode : 7  
Stores/Station Selector: D  
Bombs quantity per drop : LCtrl+Space  
Interval: V  
Lift gun-sight Glass down/up: RAlt+H. / RShift+H  
Flaps : F  
Laser Range Finder (max 2 min): RShift+O


Angle Down 20-40Deg, Flaps Down, Throttle Idle. Hold  
recticle on target. When greenlight LEFT of HUD top shows  
green you can press FIRE



Rearm = Left Alt + `  
Show Controls = RCtrl + Enter  
Electric Power Switch = RShift + L  
Engine Start/Stop = RShift + Home / End  
Cockpit Panel View = Num0 / RCtrl+Num0  
Cockpit Lighting = LShift + K  
Open Door = LCtrl +C  
Ground Crew / Comms = \



TV Guided Bombs:  
- KAB-500kr  
- Kh-29T  
Anti-SAM:  
- ELINT (Pylon 6)  
- Kh-58U (Pylon 5,7)  
- Kh-25MPU (Pylons 3,4,8,9)



RTB:  
- press 1 twice (Show RTN)  
- LCtrl+BackTick cycle through airports nearby  
- AP Route Follow

Auto-Start/Stop: LWin+Home / End  
Download Macro\_seq script from Havoc <https://www.digitalcombatsimulator.com/en/files/3322080/>